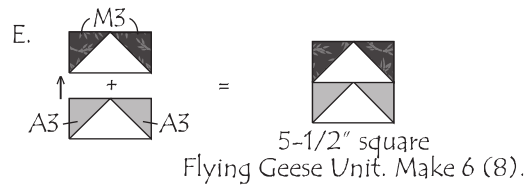


D. Repeat steps A-C with Flying Geese Base B3, 6-1/4" square – using Flying Geese A3 squares for corners. Proof to 5-1/2" x 3". Make 6 (8) units of **each color way**.

E. Sew Flying Geese Unit into pairs using one Flying Geese A3 and one Flying Geese M3 as shown. Press as shown. Proof to 5-1/2" square. Make 6 (8).



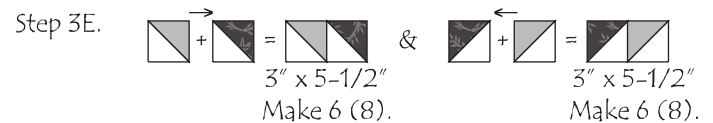
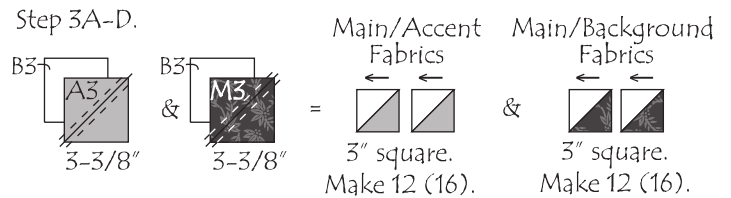
3. A. Draw a diagonal line corner-to-corner on the wrong side of each Point A3 and Point M3 square.

B. Using 6 (8) Point A3 squares place them RST with 6 (8) Point B3 squares and sew 1/4" on both sides of the center line. Using a ruler and rotary cutter, cut on the center line. Yields 2, 3" HST each.

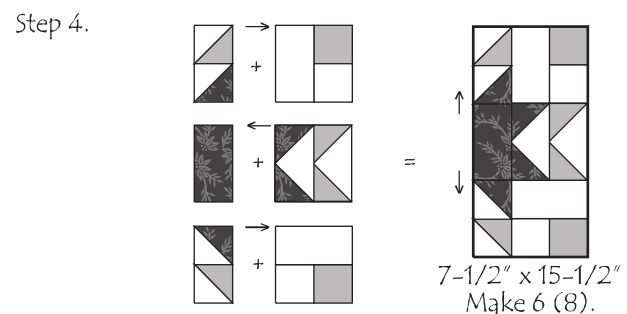
C. Repeat this process with 6 (8) Point M3 squares and 6 (8) Point B3 squares.

D. Press seams as shown. Proof to 3" square. Make 12 (16) of each color way as diagramed.

E. Take one HST of each color way from steps 3B and 3C above. Sew them together as shown. Press seams toward the M3 HST as shown. Proof to 3" x 5-1/2". These pieces are directional, make 6 (8) of each direction as diagramed.



4. Assemble and press as shown. Proof to 7-1/2" x 15-1/2". Make 6 (8), Block 3.



Block 4

What you'll need:

- Center/Focus B4: 4 (6), 3" x 5-1/2" rect.
- Corner A4: 8 (12), triangles
- Corner M4: 8 (12), 5-1/2" squares
- Corner M4A: 4 (8), triangles
- Corner M4B: 8 (12), triangles
- TBB4 Background: 8 (12), 3" x 8" rect.
- SB4 Background: 4 (6), 3" x 10-1/2" rect.

1. Sew M4B triangles to sides of Center/Focus B4. Then sew M4A to top of Center/Focus B4. Press as shown. Proof to 7-7/8".
2. Follow diagram to sew A4 triangles. Press as shown. Proof to 5-1/2" x 10-1/2". Make 4 (6) Center Units.
3. Sew SB4 rectangles to the long sides of the Center Units as shown. Then, sew TBB4 rectangles to top and bottom. Press as shown. Proof to 7-1/2" x 15-1/2". Make 4 (6).
4. Draw a diagonal line from corner-to-corner on the wrong side of Corner M4 squares. Sew Corner M4, 5-1/2" squares to corners of block. Trim to 1/4" seam allowances and press as shown. Proof to 7-1/2" x 15-1/2". Make 4 (6), Block 4.

